

Cambridge students excel in college subsequent courses

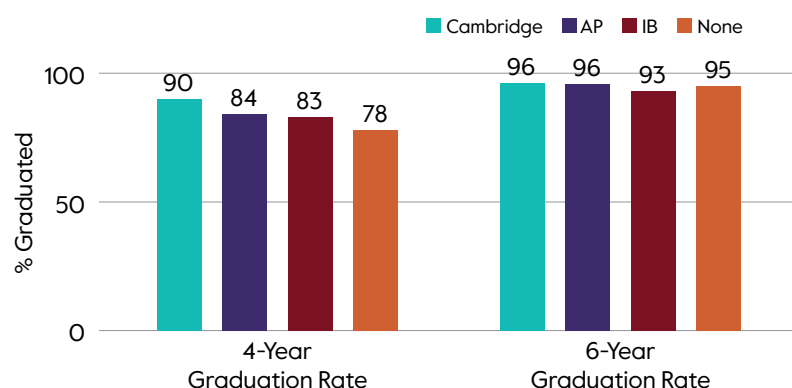
College Outcomes and Subsequent Course Performance at Florida State University.

After Cambridge launched its first U.S. program in 1995, more than 70,000 Florida high school students have participated in the Cambridge program and progressed to a postsecondary institution. Most Florida graduates choose to study at public universities with the support of the state's Bright Futures Scholarship and robust policies that ensure students receive college credit for passing the Cambridge Advanced (A and AS Level) exams. Student performance must be periodically evaluated to determine if students receiving credit succeed in their subsequent courses and their overall college careers. To that end, this paper presents findings on student performance and outcomes for Cambridge students enrolled at Florida State University (FSU).*

Key Findings

- Graduation data show that 90 percent of Cambridge students enrolled at FSU graduate within 4 years. The 4-year graduation rate for Cambridge students is much higher than students who enrolled at FSU with no credit via advanced high school programs (90 percent versus 78 percent). Cambridge students completed their bachelor's degrees in an average of 3.8 years.
- Moreover, a higher percentage of Cambridge students completed their bachelor's degrees in four years compared to peers who earned college credit via other advanced coursework programs. This result is particularly impressive when comparing the number of FSU credits students receive from their high school advanced courses: a higher percentage of Cambridge students are graduating on time compared to peers who receive a comparable amount of credits from other programs.
- Preliminary analyses suggest that these trends can be observed across some demographic groups. For example, 93 percent of Hispanic Cambridge students completed their degrees in 4 years compared to 82 percent of Hispanic students who had earned credit via other advanced programs. On average, Hispanic Cambridge students completed their FSU bachelor's degrees in 3.6 years.

FSU Graduation Rate by Credit Program



Average Credits Earned by Program

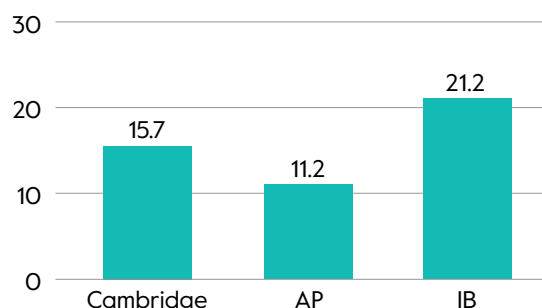


Figure 1. Comparison of graduation rates and credits earned by program for FSU cohorts enrolled from 2007 to 2017.

* Note that this document presents initial research findings that are in preparation for future publication.

Cambridge students excel in college subsequent courses continued

Key Findings continued

- Overall, 98 percent of grades achieved by Cambridge students in their subsequent FSU courses were passing grades (above a C or 2.0 GPA) compared to 91 percent for the total cohort of students. Moreover, Cambridge students tended to achieve higher grades: 73 percent of Cambridge students receiving college credit achieved an A in their subsequent course while 49 percent of the control (all students) earned an A. While the majority of students succeed in FSU subsequent courses regardless of their preparation, the data suggest that Cambridge students may be better prepared for high-level college achievement.
- Preliminary analyses suggest that students who score an E on their A or AS Levels continue to do well in college. Approximately 92 percent of students who scored an E on their A/AS Level went on to achieve an A or B grade in the relevant subsequent course in college. This result suggests that students scoring the minimum A/AS Level grade (E) still perform extremely well in their subsequent college courses. Correspondence of IGCSE Mathematics and ASU Mathematics Course Performance.
- In six subject areas (Biology, Business, English, History, Math, and Psychology), Cambridge students again performed well and followed a pattern of high achievement, with a higher proportion of Cambridge students achieving A grades in all 6 subject areas compared to the control group (all students). For example, Cambridge students achieved an A grade in 65 percent of the subsequent Biology courses compared to 45 percent for the control. This again suggests that students who received credit for their Cambridge A/AS Levels are well prepared for high achievement in their subsequent college courses.

FSU Grade Distribution

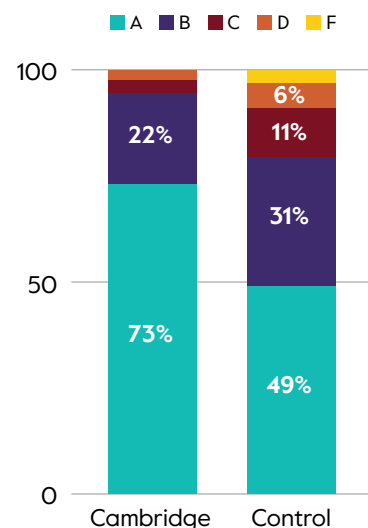


Figure 2. Grade distributions for all subsequent courses taken by Cambridge and control (all FSU) students between 2016 and 2019.

FSU Grade Distributions for Subsequent Courses by Subject Area

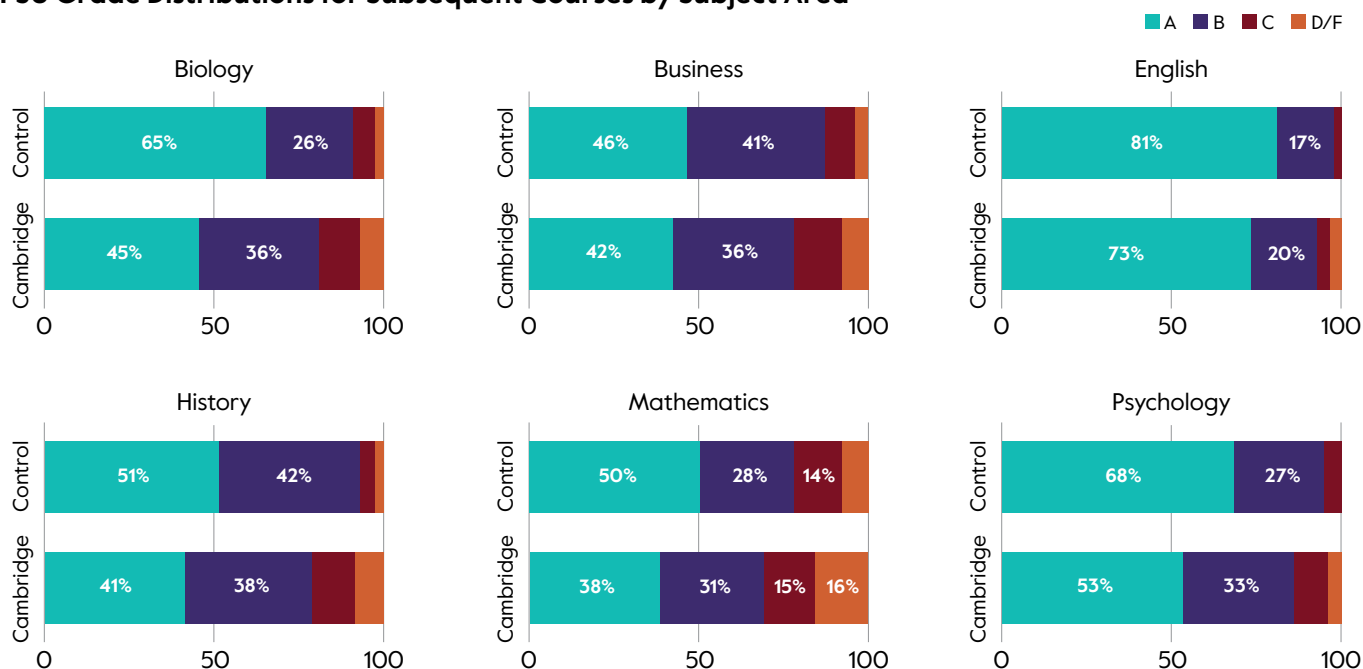


Figure 3. Grade distribution comparisons for Cambridge (C) students and control (all) students by subject area. Includes cohorts who enrolled at FSU between 2016 and 2019.

Learn more! For more information visit www.cambridgeinternational.org/usa
email info@cambridgeinternational.org or contact the US regional office at 917-522-2142.